

# SUPPORT CLASS RESULTS

## AUSTRALIAN SUPERSPORT 300

### Qualifying

Date: 24/02/17  
 Event: Q04  
 Weather: Cloudy - Temp: 19.1C  
 Track: Dry - Temp: 29.8C

Started at: 17:20:00  
 Laps: 15 Min  
 Starters: 45  
 Printed at: 17:45

### PROVISIONAL CLASSIFICATION

Pos	No	Gr	Name	Class	Machine	Fastest Lap	On Lap	Behind Prev	Behind Leader	Top Speed
1	33	J	Reid BATTYE (NSW) / IPONE / DB Racing	<300	Kawasaki EX 300	1:51.525	7 of 8			189
2	71		Tom EDWARDS (NSW) / Steelline / Alpinestar / Repsol / Dunlop Bell	<300	Kawasaki EX 300	1:51.707	8 of 8	.182	.182	180
3	87	A	Zac LEVY (QLD) / Puma RV'S / Hannay Lawyers / Kabuto Helmets	>300	Yamaha R3 321	1:51.862	8 of 8	.155	.337	178
4	42	C	Jack PASSFIELD (NSW) / Stay Upright / GASD Suspension / Pirelli	>300	Yamaha R3 321	1:52.070	7 of 8	.208	.545	189
5	355	C	Laura BROWN (NSW) / Shelk / IXON / Fako / WNR / Draggin	<300	Kawasaki EX 300	1:52.206	7 of 8	.136	.681	189
6	1	A	Brandon DEMMERY (NSW)	>300	Yamaha R3 321	1:52.264	5 of 6	.058	.739	186
7	93	B	Drew SELLS (VIC) / Race Center / Peter Stevens	<300	Kawasaki EX 300	1:52.268	3 of 7	.004	.743	181
8	86		Oliver BAYLISS (QLD)	<300	Kawasaki EX 300	1:52.350	5 of 8	.082	.825	188
9	29		Billy VAN EERDE (NSW)	>300	KTM RC 390	1:52.389	7 of 8	.039	.864	186
10	37	J	Jack MAHAFFY (VIC) / JDS Moto / TelMe Fleet	>300	Yamaha R3 321	1:52.407	6 of 7	.018	.882	187
11	20	A	Hunter FORD (NSW) / Ford Brothers Racing	>300	Yamaha R3 321	1:52.796	5 of 8	.389	1.271	187
12	24	J	Ben BRAMICH (VIC) / Ron Angel Classic Racing	>300	Yamaha R3 321	1:53.067	4 of 8	.271	1.542	190
13	39	J	Scott NICHOLSON (VIC) / G. Williams M-c Eng. / Traction Control Susp.	<300	Kawasaki EX 300	1:53.124	6 of 8	.057	1.599	185
14	23		Corey BRIFFA (NSW)	>300	Yamaha R3 321	1:53.129	7 of 8	.005	1.604	182
15	117	J	Zane FORD (NSW) / Ford Brothers Racing	<300	Kawasaki EX 300	1:53.397	5 of 8	.268	1.872	187
16	41		Max CROKER (NSW) / Husqvarna Aus / Nolan Helmets	>300	KTM RC 390	1:53.768	6 of 8	.371	2.243	190
17	55	A	Zackary JOHNSON (VIC) / Bill Lambert MBW / NZI Helmets / Rebuilder / RTR	<300	Kawasaki EX 300	1:54.235	7 of 8	.467	2.710	184
18	333	B	Yannis SHAW (NSW) / Kawasaki BCperformance Junior Team	<300	Kawasaki EX 300	1:54.611	5 of 7	.376	3.086	181
19	99	C	Tyler FERRARI (VIC) / Ferrari Dental Care	<300	Kawasaki EX 300	1:54.884	8 of 8	.273	3.359	185
20	151	J	Locky TAYLOR (QLD)	<300	Kawasaki EX 300	1:54.962	5 of 7	.078	3.437	188
21	88	B	Luke SANDERS (VIC)	<300	Kawasaki EX 300	1:55.002	7 of 8	.040	3.477	184
22	61	A	Mark FERRARI (Vic) / Ferrari Dental Care	<300	Kawasaki EX 300	1:55.063	5 of 8	.061	3.538	182
23	85		Ty LYNCH (SA) / Adelaide Motorcycle Recovery / Peter Stevens M-c	>300	Yamaha R3 321	1:55.231	3 of 7	.168	3.706	
24	44	C	Tom BRAMICH (VIC) / Ron Angel Classic Racing	>300	Yamaha R3 321	1:55.575	1 of 1	.344	4.050	181
25	52	A	Ryan TAYLOR (VIC) / Pablo's Motorcycle Tyres / Arden Homes / RTR / YRD	>300	Yamaha R3 321	1:55.661	7 of 7	.086	4.136	170
26	360	D	Lewis WRIGHT (QLD) / PM Racing / Averys Concrete Cutting Services	<300	Kawasaki EX 300	1:55.942	5 of 7	.281	4.417	188

  
 Chief Time Keeper - Scott Laing

  
 Clerk of Course - Tom Williams



Computime Race Timing Systems Pty Ltd © 1996  
 Licensed to Computime Race Timing Systems  
**COMPUTIME RACE TIMING SYSTEMS PTY LTD**  
**www.computime.com.au**

9 Timber Lane, Glen Waverley Vic 3150. Ph: 0418 17 13 17

E-mail: scott@computime.com.au





# SUPPORT CLASS RESULTS

## AUSTRALIAN SUPERSPORT 300

### Qualifying

Date: 24/02/17  
 Event: Q04  
 Weather: Cloudy - Temp: 19.1C  
 Track: Dry - Temp: 29.8C

Started at: 17:20:00  
 Laps: 15 Min  
 Starters: 45  
 Printed at: 17:45

### PROVISIONAL CLASSIFICATION

Pos	No	Gr	Name	Class	Machine	Fastest Lap	On Lap	Behind Prev	Behind Leader	Top Speed
27	15		Bronson Joel PICKETT (WA) / Steves Motorcycles	<300	Kawasaki EX 300	1:56.042	5 of 7	.100	4.517	181
28	65	C	Jonah SITA (WA) / Flashpoint Motosport	>300	Yamaha R3 321	1:56.161	2 of 5	.119	4.636	180
29	133	D	Grace POUTCH (VIC) / PI Off Track Accom. / Flashpoint M-sport	<300	Kawasaki EX 300	1:56.556	6 of 7	.395	5.031	184
30	18	J	Nicholas CLAIR (VIC) / tcnracing.com / BART / Lazydaze Holiday House	<300	Kawasaki EX 300	1:56.639	5 of 7	.083	5.114	184
31	21		Jarred BROOK (QLD) / KTM Australia	>300	KTM RC 390	1:56.701	5 of 7	.062	5.176	186
32	97	J	Peter NERLICH (VIC) / TCN-Racing.com / BART	<300	Kawasaki EX 300	1:56.824	5 of 7	.123	5.299	185
33	22		Keegan PICKERING (NSW)	<300	Kawasaki EX 300	1:57.102	6 of 7	.278	5.577	191
34	34		Boyd HOCKING (VIC) / DPH Motorsport Yamaha	>300	Yamaha R3 321	1:58.751	5 of 6	1.649	7.226	176
35	64	D	Ashley ARMITT (NSW) / Proworx Racing	<300	Kawasaki EX 300	1:59.249	7 of 7	.498	7.724	183
36	69	C	Mark ROGERS (QLD) / PIN Racing	<300	Kawasaki EX 300	2:00.218	2 of 7	.969	8.693	176
37	51		Austin BARNES (VIC) / Enterprise Payroll	<300	Kawasaki EX 300	2:00.465	5 of 7	.247	8.940	182
38	337	B	Gregory FARRELL (NSW) / BCperformance / Landscapesupplies.com.au	<300	Kawasaki EX 300	2:01.188	6 of 7	.723	9.663	176
39	520	D	Shelby TURNER (QLD) / Carto Engineering	<300	Kawasaki EX 300	2:01.211	1 of 7	.023	9.686	182
40	350	C	Peter AVERY (QLD)	<300	Kawasaki EX 300	2:01.245	7 of 7	.034	9.720	177
41	72		Sean JARVIS (VIC) / Stacker Motorcycles	<300	Kawasaki EX 300	2:01.577	6 of 7	.332	10.052	179
42	18A	D	Javad ASGHARI (QLD) / CUBE Racing	<300	Kawasaki EX 300	2:02.964	5 of 7	1.387	11.439	175

Number of Qualifiers: 42

#### Non-qualifiers

DNQ	371	C	Scott CHAPMAN (NSW) / Zenith Motorcycle Tours / Zenith Removals	<300	Kawasaki EX 300	2:03.293	4 of 7	.329	11.768	176
DNQ	81	D	Matthew CARTELLONE (QLD) / Platinum Paintless Dent Removal / Crazy Dog Kawa.	<300	Kawasaki EX 300	2:04.188	6 of 7	.895	12.663	174
DNQ	92	C	Julie KLINKER (NSW) / Proworx Racing / MCA / Superior Screens / Wrappit	<300	Kawasaki EX 300	2:06.593	5 of 7	2.405	15.068	182

Current best lap for SS300 class - 1:51.126 by Tom EDWARDS (NSW) on a Kawasaki EX 300 set on 23/02/17

\*\*\* NON-QUALIFIERS TO BE HELD AS RESERVES \*\*\*

The results are provisional until the end of the time limit for protests and appeals.

  
 Chief Time Keeper - Scott Laing

  
 Clerk of Course - Tom Williams



Computime Race Timing Systems Pty Ltd © 1996  
 Licensed to Computime Race Timing Systems

**COMPUTIME RACE TIMING SYSTEMS PTY LTD**  
**www.computime.com.au**

9 Timber Lane, Glen Waverley Vic 3150. Ph: 0418 17 13 17

E-mail: scott@computime.com.au





# SUPPORT CLASS RESULTS

## AUSTRALIAN SUPERSPORT 300

### Qualifying

Date: 24/02/17  
 Event: Q04  
 Weather: Cloudy - Temp: 19.1C  
 Track: Dry - Temp: 29.8C

Started at: 17:20:00  
 Laps: 15 Min  
 Starters: 45  
 Printed at: 17:45

### PROVISIONAL LAP TIMES

No	Name	Lap 1	Lap 2	Lap 3	Lap 4	Lap 5	Lap 6	Lap 7	Lap 8
1	Brandon DEMMERY (NSW)	2:04.126	1:53.794	1:54.411	1:56.764	<b>1:52.264</b>	1:53.146		
15	Bronson Joel PICKETT (WA)	2:03.185	1:59.772	1:57.194	1:57.321	<b>1:56.042</b>	1:56.681	1:56.842	
18	Nicholas CLAIR (VIC)	2:00.138	2:00.199	1:59.409	1:57.856	<b>1:56.639</b>	1:58.333	1:59.119	
18A	Javad ASGHARI (QLD)	2:10.048	2:07.020	2:04.202	2:04.230	<b>2:02.964</b>	2:03.702	2:03.314	
20	Hunter FORD (NSW)	1:54.997	1:54.768	1:53.607	1:52.806	<b>1:52.796</b>	1:53.782	1:53.290	1:52.941
21	Jarred BROOK (QLD)	1:59.161	2:00.103	1:57.386	1:56.902	<b>1:56.701</b>	3:34.961	2:11.706	
22	Keegan PICKERING (NSW)	1:59.671	1:59.013	1:57.365	1:57.707	1:58.586	<b>1:57.102</b>	2:00.090	
23	Corey BRIFFA (NSW)	1:54.646	1:54.962	1:54.673	1:55.376	1:55.281	1:54.772	<b>1:53.129</b>	1:53.370
24	Ben BRAMICH (VIC)	1:55.296	1:54.683	1:53.670	<b>1:53.067</b>	1:53.262	1:53.142	1:53.963	1:53.117
29	Billy VAN EERDE (NSW)	1:54.808	1:54.021	2:07.744	1:53.166	1:53.286	1:52.573	<b>1:52.389</b>	1:53.004
33	Reid BATTYE (NSW)	2:02.778	1:55.947	1:53.383	1:57.076	1:51.724	1:51.846	<b>1:51.525</b>	1:52.062
34	Boyd HOCKING (VIC)	2:00.363	2:04.459	2:00.053	2:00.700	<b>1:58.751</b>	1:59.400		
37	Jack MAHAFFY (VIC)	1:54.824	3:14.607	2:50.553	1:56.705	1:52.944	<b>1:52.407</b>	1:53.683	
39	Scott NICHOLSON (VIC)	1:54.522	1:53.758	1:53.672	1:54.058	1:53.689	<b>1:53.124</b>	1:53.661	1:53.288
41	Max CROKER (NSW)	1:57.667	1:55.827	1:56.614	1:53.830	1:53.817	<b>1:53.768</b>	1:53.989	1:55.093
42	Jack PASSFIELD (NSW)	2:01.596	1:55.657	1:54.226	1:54.136	1:52.797	1:53.209	<b>1:52.070</b>	1:52.261
44	Tom BRAMICH (VIC)	<b>1:55.575</b>							
51	Austin BARNES (VIC)	2:14.327	2:05.825	2:02.180	2:02.249	<b>2:00.465</b>	2:00.771	2:01.044	
52	Ryan TAYLOR (VIC)	2:19.076	1:57.301	1:55.763	1:56.399	1:57.390	1:58.229	<b>1:55.661</b>	
55	Zackary JOHNSON (VIC)	1:56.840	1:55.927	1:55.005	1:54.865	1:54.665	1:56.987	<b>1:54.235</b>	1:54.900
61	Mark FERRARI (Vic)	1:57.127	1:57.752	1:59.822	1:57.136	<b>1:55.063</b>	1:56.580	1:56.305	2:06.633
64	Ashley ARMITT (NSW)	2:04.599	2:00.655	2:01.187	2:00.263	2:00.827	1:59.373	<b>1:59.249</b>	
65	Jonah SITA (WA)	2:00.175	<b>1:56.161</b>	1:57.334	1:59.810	1:56.311			
69	Mark ROGERS (QLD)	2:02.454	<b>2:00.218</b>	2:00.337	2:00.540	2:00.989	2:00.371	2:00.306	
71	Tom EDWARDS (NSW)	1:53.961	1:52.784	1:52.396	1:52.565	1:51.893	1:52.061	1:52.437	<b>1:51.707</b>
72	Sean JARVIS (VIC)	2:05.418	2:03.797	2:04.602	2:02.083	2:02.573	<b>2:01.577</b>	2:01.842	
81	Matthew CARTELLONE (QLD)	2:05.455	2:04.835	2:05.667	2:06.123	2:04.361	<b>2:04.188</b>	2:04.385	
85	Ty LYNCH (SA)	1:57.128	1:57.654	<b>1:55.231</b>	2:27.890	1:58.195	1:57.893	1:57.604	
86	Oliver BAYLISS (QLD)	1:54.342	2:00.857	1:54.442	1:53.538	<b>1:52.350</b>	1:52.652	1:52.994	1:53.560
87	Zac LEVY (QLD)	1:55.059	1:53.106	1:52.350	1:52.277	1:52.173	1:52.190	1:52.115	<b>1:51.862</b>

*Scott Laing*  
 Chief Time Keeper - Scott Laing

*Tom Williams*  
 Clerk of Course - Tom Williams



Computime Race Timing Systems Pty Ltd © 1996  
 Licensed to Computime Race Timing Systems  
**COMPUTIME RACE TIMING SYSTEMS PTY LTD**  
**www.computime.com.au**

9 Timber Lane, Glen Waverley Vic 3150. Ph: 0418 17 13 17

E-mail: scott@computime.com.au





# SUPPORT CLASS RESULTS

## AUSTRALIAN SUPERSPORT 300

### Qualifying

Date: 24/02/17  
 Event: Q04  
 Weather: Cloudy - Temp: 19.1C  
 Track: Dry - Temp: 29.8C

Started at: 17:20:00  
 Laps: 15 Min  
 Starters: 45  
 Printed at: 17:45

### PROVISIONAL LAP TIMES

No	Name	Lap 1	Lap 2	Lap 3	Lap 4	Lap 5	Lap 6	Lap 7	Lap 8
88	Luke SANDERS (VIC)	1:57.318	1:56.525	1:56.720	1:55.542	1:55.740	1:56.000	<b>1:55.002</b>	1:55.407
92	Julie KLINKER (NSW)	2:10.182	2:09.328	2:07.495	2:06.900	<b>2:06.593</b>	2:07.703	2:07.863	
93	Drew SELLS (VIC)	1:58.660	2:13.659	<b>1:52.268</b>	1:55.935	1:55.274	1:53.257	1:53.469	
97	Peter NERLICH (VIC)	1:59.490	1:59.823	1:57.357	1:57.645	<b>1:56.824</b>	1:57.547	2:00.029	
99	Tyler FERRARI (VIC)	1:58.119	1:59.226	1:56.548	1:57.416	1:57.254	1:57.019	1:55.432	<b>1:54.884</b>
117	Zane FORD (NSW)	1:59.815	1:56.205	1:56.241	1:55.649	<b>1:53.397</b>	1:54.996	1:55.668	1:54.850
133	Grace POUTCH (VIC)	1:58.728	1:57.708	1:58.461	1:57.686	1:56.895	<b>1:56.556</b>	1:56.623	
151	Locky TAYLOR (QLD)	1:56.914	2:01.281	2:02.574	1:55.358	<b>1:54.962</b>	1:55.134	2:06.440	
333	Yannis SHAW (NSW)	2:03.436	1:55.916	1:55.562	1:55.250	<b>1:54.611</b>	1:56.425	1:54.733	
337	Gregory FARRELL (NSW)	2:02.783	2:01.806	2:01.404	2:02.063	2:01.869	<b>2:01.188</b>	2:01.424	
350	Peter AVERY (QLD)	2:04.272	2:04.973	2:05.216	2:03.139	2:01.803	2:01.836	<b>2:01.245</b>	
355	Laura BROWN (NSW)	1:59.212	1:57.973	1:55.768	1:52.569	1:52.396	1:53.385	<b>1:52.206</b>	1:52.214
360	Lewis WRIGHT (QLD)	1:59.017	1:57.191	1:58.199	1:56.681	<b>1:55.942</b>	1:56.071	1:59.074	
371	Scott CHAPMAN (NSW)	2:05.798	2:04.313	2:03.644	<b>2:03.293</b>	2:05.713	2:05.221	2:04.928	
520	Shelby TURNER (QLD)	<b>2:01.211</b>	2:02.242	2:01.854	2:01.294	2:02.160	2:01.743	2:01.916	

\*\*\* NON-QUALIFIERS TO BE HELD AS RESERVES \*\*\*

The results are provisional until the end of the time limit for protests and appeals.

  
 Chief Time Keeper - Scott Laing

  
 Clerk of Course - Tom Williams



Computime Race Timing Systems Pty Ltd © 1996  
 Licensed to Computime Race Timing Systems  
**COMPUTIME RACE TIMING SYSTEMS PTY LTD**  
**www.computime.com.au**

9 Timber Lane, Glen Waverley Vic 3150. Ph: 0418 17 13 17

E-mail: scott@computime.com.au





# SUPPORT CLASS RESULTS

## AUSTRALIAN SUPERSPORT 300

### Qualifying

Date: 24/02/17  
 Event: Q04  
 Weather: Cloudy - Temp: 19.1C  
 Track: Dry - Temp: 29.8C

Started at: 17:20:00  
 Laps: 15 Min  
 Starters: 45  
 Printed at: 17:45

### PROVISIONAL SPLIT TIMES

Lap	Split 1	Split 2	Split 3	Split 4	Lap Time	Spd	Lap	Split 1	Split 2	Split 3	Split 4	Lap Time	Spd
<b>1 Brandon DEMMERY (NSW) (6th)</b>							7	27.410	32.399	21.627	31.854	1:53.290	179
1	29.052	39.721	23.588	31.765	2:04.126	177	8	<u>27.209</u>	32.523	21.621	31.588	1:52.941	180
2	27.814	32.796	21.733	31.451	1:53.794	181	<b>21 Jarred BROOK (QLD) (31th)</b>						
3	27.473	33.638	21.601	31.699	1:54.411	183	1	28.558	34.326	22.838	33.439	1:59.161	184
4	28.014	35.377	21.740	31.633	1:56.764	180	2	29.096	34.569	22.723	33.715	2:00.103	181
5	27.090	<u>32.509</u>	21.511	<u>31.154</u>	<u>1:52.264</u>	183	3	28.231	35.555	<u>21.722</u>	<u>31.878</u>	1:57.386	185
6	<u>26.990</u>	33.174	<u>21.216</u>	31.766	1:53.146	184	4	<u>27.920</u>	34.220	22.104	32.658	1:56.902	186
<b>15 Bronson Joel PICKETT (WA) (27th)</b>							5	28.227	33.579	22.051	32.844	<u>1:56.701</u>	183
1	30.457	35.605	23.688	33.435	2:03.185	179	6	28.333	<u>33.369</u>	22.137	2:11.122	3:34.961	171
2	29.172	34.543	22.617	33.440	1:59.772	181	7	38.136	36.624	23.243	33.703	2:11.706 P	
3	28.977	33.793	<u>21.979</u>	32.445	1:57.194	177	<b>22 Keegan PICKERING (NSW) (33th)</b>						
4	28.432	33.655	22.207	33.027	1:57.321	173	1	28.937	34.493	22.797	33.444	1:59.671	187
5	28.094	<u>33.227</u>	22.420	<u>32.301</u>	<u>1:56.042</u>	172	2	29.309	34.611	22.518	32.575	1:59.013	181
6	<u>27.600</u>	33.508	22.852	32.721	1:56.681	180	3	28.611	<u>34.038</u>	22.242	32.474	1:57.365	189
7	27.974	33.983	22.259	32.626	1:56.842	173	4	29.130	34.337	22.192	<u>32.048</u>	1:57.707	177
<b>18 Nicholas CLAIR (VIC) (30th)</b>							5	29.085	34.571	22.412	32.518	1:58.586	185
1	28.773	35.735	23.358	32.272	2:00.138	177	6	28.419	34.169	<u>22.147</u>	32.367	<u>1:57.102</u>	191
2	29.177	35.105	23.256	32.661	2:00.199	181	7	<u>28.377</u>	35.664	23.433	32.616	2:00.090	185
3	28.220	35.074	22.634	33.481	1:59.409	182	<b>23 Corey BRIFFA (NSW) (14th)</b>						
4	28.858	34.024	22.629	32.345	1:57.856	176	1	27.954	33.311	22.016	31.365	1:54.646	182
5	<u>28.091</u>	<u>33.960</u>	<u>22.593</u>	<u>31.995</u>	<u>1:56.639</u>	184	2	28.164	32.912	21.748	32.138	1:54.962	182
6	28.551	34.310	22.660	32.812	1:58.333	178	3	27.913	33.106	21.706	31.948	1:54.673	176
7	28.585	34.382	22.925	33.227	1:59.119	176	4	28.144	33.195	21.870	32.167	1:55.376	176
<b>18A Javad ASGHARI (QLD) (42th)</b>							5	28.065	33.292	21.890	32.034	1:55.281	175
1	30.241	1:39.807	1:35.023	35.025	2:10.048	175	6	28.272	32.934	21.751	31.815	1:54.772	175
2	30.680	37.677	23.944	34.719	2:07.020	171	7	<u>27.747</u>	<u>32.564</u>	21.562	<u>31.256</u>	<u>1:53.129</u>	173
3	<u>29.829</u>	36.127	23.311	34.935	2:04.202	173	8	27.915	32.611	<u>21.461</u>	31.383	1:53.370	176
4	30.888	35.729	23.577	<u>34.036</u>	2:04.230	165	<b>24 Ben BRAMICH (VIC) (12th)</b>						
5	30.095	35.370	23.321	34.178	<u>2:02.964</u>	170	1	28.963	33.471	21.628	31.234	1:55.296	176
6	30.040	35.488	23.656	34.518	2:03.702	168	2	27.575	33.249	21.993	31.866	1:54.683	190
7	30.248	<u>35.112</u>	<u>23.281</u>	34.673	2:03.314	168	3	27.335	32.843	21.601	31.891	1:53.670	180
<b>20 Hunter FORD (NSW) (11th)</b>							4	27.602	32.693	<u>21.493</u>	31.279	<u>1:53.067</u>	176
1	28.701	33.028	21.952	31.316	1:54.997	187	5	<u>27.248</u>	<u>32.524</u>	21.707	31.783	1:53.262	182
2	27.884	33.836	21.635	31.413	1:54.768	185	6	27.360	32.718	21.658	31.406	1:53.142	179
3	27.632	32.776	21.564	31.635	1:53.607	177	7	27.727	32.823	21.996	31.417	1:53.963	176
4	27.608	<u>32.226</u>	21.565	31.407	1:52.806	178	8	27.431	32.954	21.565	<u>31.167</u>	1:53.117	179
5	27.471	32.266	<u>21.529</u>	31.530	<u>1:52.796</u>	175	<b>29 Billy VAN EERDE (NSW) (9th)</b>						
6	27.889	33.080	21.554	<u>31.259</u>	1:53.782	181							

*Scott Laing*  
 Chief Time Keeper - Scott Laing

*Tom Williams*  
 Clerk of Course - Tom Williams



Computime Race Timing Systems Pty Ltd © 1996  
 Licensed to Computime Race Timing Systems  
**COMPUTIME RACE TIMING SYSTEMS PTY LTD**  
**www.computime.com.au**

9 Timber Lane, Glen Waverley Vic 3150. Ph: 0418 17 13 17

E-mail: scott@computime.com.au





# SUPPORT CLASS RESULTS

## AUSTRALIAN SUPERSPORT 300

### Qualifying

Date: 24/02/17  
 Event: Q04  
 Weather: Cloudy - Temp: 19.1C  
 Track: Dry - Temp: 29.8C

Started at: 17:20:00  
 Laps: 15 Min  
 Starters: 45  
 Printed at: 17:45

### PROVISIONAL SPLIT TIMES

Lap	Split 1	Split 2	Split 3	Split 4	Lap Time	Spd	Lap	Split 1	Split 2	Split 3	Split 4	Lap Time	Spd
1	28.170	33.329	21.783	31.526	1:54.808	184	6	27.379	<b>32.269</b>	21.580	31.896	<b>1:53.124</b>	179
2	27.317	33.374	21.692	31.638	1:54.021	182	7	27.750	32.402	21.698	31.811	1:53.661	176
3	27.385	46.954	21.674	31.731	2:07.744	180	8	27.787	32.445	21.693	31.363	1:53.288	173
4	27.776	32.761	21.265	31.364	1:53.166	179	<b>41 Max CROKER (NSW) (16th)</b>						
5	27.297	32.916	21.292	31.781	1:53.286	184	1	28.430	34.160	22.568	32.509	1:57.667	184
6	<b>27.016</b>	32.666	21.407	31.484	1:52.573	186	2	28.103	33.975	22.301	<b>31.448</b>	1:55.827	184
7	27.233	<b>32.664</b>	<b>21.155</b>	<b>31.337</b>	<b>1:52.389</b>	183	3	27.485	35.793	21.640	31.696	1:56.614	190
8	27.333	32.748	21.358	31.565	1:53.004	182	4	27.776	<b>32.743</b>	21.639	31.672	1:53.830	188
<b>33 Reid BATTYE (NSW) (1st)</b>							5	27.537	32.949	<b>21.600</b>	31.731	1:53.817	185
1	29.594	37.744	22.874	32.566	2:02.778	182	6	27.557	32.790	21.669	31.752	<b>1:53.768</b>	182
2	27.528	32.903	22.464	33.052	1:55.947	181	7	<b>27.347</b>	32.960	21.767	31.915	1:53.989	182
3	27.329	33.071	21.298	31.685	1:53.383	182	8	27.858	32.992	21.724	32.519	1:55.093	178
4	28.638	34.518	22.495	31.425	1:57.076	183	<b>42 Jack PASSFIELD (NSW) (4th)</b>						
5	27.499	31.998	21.212	<b>31.015</b>	1:51.724	189	1	31.633	35.584	22.683	31.696	2:01.596	150
6	<b>26.720</b>	32.391	21.227	31.508	1:51.846	188	2	27.992	33.318	22.097	32.250	1:55.657	182
7	26.771	32.353	<b>21.168</b>	31.233	<b>1:51.525</b>	187	3	28.147	32.844	21.376	31.859	1:54.226	184
8	26.875	<b>31.992</b>	21.482	31.713	1:52.062	188	4	28.148	32.618	21.735	31.635	1:54.136	175
<b>34 Boyd HOCKING (VIC) (34th)</b>							5	<b>27.222</b>	32.626	21.540	31.409	1:52.797	182
1	29.204	34.853	22.993	33.313	2:00.363	167	6	27.276	32.536	21.669	31.728	1:53.209	183
2	32.888	35.202	22.933	33.436	2:04.459	176	7	27.278	32.498	<b>21.331</b>	30.963	<b>1:52.070</b>	183
3	29.030	34.531	23.122	33.370	2:00.053	167	8	27.453	<b>32.316</b>	21.771	<b>30.721</b>	1:52.261	189
4	28.974	34.932	23.205	33.589	2:00.700	169	<b>44 Tom BRAMICH (VIC) (24th)</b>						
5	28.817	<b>34.129</b>	<b>22.677</b>	<b>33.128</b>	<b>1:58.751</b>	173	1	<b>28.185</b>	<b>33.406</b>	<b>21.914</b>	<b>32.070</b>	<b>1:55.575</b>	178
6	<b>28.670</b>	34.700	22.880	33.150	1:59.400	163	<b>51 Austin BARNES (VIC) (37th)</b>						
<b>37 Jack MAHAFFY (VIC) (10th)</b>							1	30.458	46.730	23.667	33.472	2:14.327	182
1	27.517	33.185	22.047	32.075	1:54.824	185	2	30.631	37.550	23.906	33.738	2:05.825	175
2	1:45.259	35.163	22.157	32.028	3:14.607	186	3	29.386	35.247	23.176	34.371	2:02.180	170
3	27.875	32.972	22.384	1:27.322	2:50.553	173	4	29.768	35.379	23.173	33.929	2:02.249	165
4	30.314	32.896	21.564	31.931	1:56.705 P	187	5	29.164	<b>34.919</b>	22.988	<b>33.394</b>	<b>2:00.465</b>	169
5	<b>27.026</b>	32.565	21.509	31.844	1:52.944	187	6	<b>28.845</b>	35.028	23.182	33.716	2:00.771	171
6	27.099	<b>32.351</b>	<b>21.408</b>	<b>31.549</b>	<b>1:52.407</b>	181	7	29.185	35.120	<b>22.853</b>	33.886	2:01.044	168
7	27.510	32.422	21.852	31.899	1:53.683	177	<b>52 Ryan TAYLOR (VIC) (25th)</b>						
<b>39 Scott NICHOLSON (VIC) (13th)</b>							1	46.253	35.802	23.285	33.736	2:19.076 P	170
1	27.972	33.495	21.708	<b>31.347</b>	1:54.522	185	2	28.428	33.953	22.190	32.730	1:57.301	170
2	<b>27.075</b>	33.262	21.569	31.852	1:53.758	184	3	<b>28.138</b>	<b>32.876</b>	22.032	32.717	1:55.763	167
3	27.375	32.721	21.654	31.922	1:53.672	178	4	28.379	33.101	22.052	32.867	1:56.399	167
4	27.763	32.779	21.624	31.892	1:54.058	172	5	28.466	33.376	22.349	33.199	1:57.390	168
5	27.696	32.731	<b>21.452</b>	31.810	1:53.689	173							

*Scott Laing*  
 Chief Time Keeper - Scott Laing

*Tom Williams*  
 Clerk of Course - Tom Williams



Computime Race Timing Systems Pty Ltd © 1996  
 Licensed to Computime Race Timing Systems  
**COMPUTIME RACE TIMING SYSTEMS PTY LTD**  
**www.computime.com.au**

9 Timber Lane, Glen Waverley Vic 3150. Ph: 0418 17 13 17

E-mail: scott@computime.com.au





# SUPPORT CLASS RESULTS

## AUSTRALIAN SUPERSPORT 300

### Qualifying

Date: 24/02/17  
 Event: Q04  
 Weather: Cloudy - Temp: 19.1C  
 Track: Dry - Temp: 29.8C

Started at: 17:20:00  
 Laps: 15 Min  
 Starters: 45  
 Printed at: 17:45

### PROVISIONAL SPLIT TIMES

Lap	Split 1	Split 2	Split 3	Split 4	Lap Time	Spd	Lap	Split 1	Split 2	Split 3	Split 4	Lap Time	Spd
6	28.705	33.489	22.456	33.579	1:58.229	165	3	28.948	34.848	22.811	33.730	2:00.337	176
7	28.158	33.157	<u>22.007</u>	<u>32.339</u>	<u>1:55.661</u>	169	4	28.857	34.719	23.026	33.938	2:00.540	176
<b>55 Zackary JOHNSON (VIC) (17th)</b>							5	29.509	34.723	<u>22.710</u>	34.047	2:00.989	174
1	27.609	33.592	22.783	32.856	1:56.840	182	6	28.861	34.625	22.836	34.049	2:00.371	172
2	28.525	33.482	21.942	31.978	1:55.927	184	7	29.022	34.649	22.775	33.860	2:00.306	170
3	27.710	33.926	21.822	<u>31.547</u>	1:55.005	184	<b>71 Tom EDWARDS (NSW) (2nd)</b>						
4	28.195	33.193	21.772	31.705	1:54.865	178	1	27.914	32.836	21.523	31.688	1:53.961	175
5	<u>27.321</u>	33.246	<u>21.638</u>	32.460	1:54.665	179	2	27.512	32.745	21.295	<u>31.232</u>	1:52.784	164
6	29.196	33.282	22.117	32.392	1:56.987	178	3	27.260	32.437	<u>21.221</u>	31.478	1:52.396	178
7	27.722	<u>32.858</u>	21.903	31.752	<u>1:54.235</u>	176	4	27.142	32.490	21.223	31.710	1:52.565	177
8	27.481	32.965	22.088	32.366	1:54.900	184	5	26.993	32.197	21.311	31.392	1:51.893	178
<b>61 Mark FERRARI (Vic) (22th)</b>							6	27.014	32.485	21.233	31.329	1:52.061	180
1	28.482	34.042	22.512	32.091	1:57.127	175	7	27.020	32.521	21.548	31.348	1:52.437	180
2	28.322	34.470	22.278	32.682	1:57.752	180	8	<u>26.825</u>	<u>32.169</u>	21.270	31.443	<u>1:51.707</u>	179
3	28.686	35.924	22.214	32.998	1:59.822	182	<b>72 Sean JARVIS (VIC) (41th)</b>						
4	28.451	33.614	22.254	32.817	1:57.136	171	1	30.939	36.444	23.585	34.450	2:05.418	174
5	<u>27.677</u>	<u>33.367</u>	<u>22.075</u>	<u>31.944</u>	<u>1:55.063</u>	179	2	29.828	36.092	23.583	34.294	2:03.797	174
6	28.245	33.536	22.081	32.718	1:56.580	181	3	30.236	36.372	23.453	34.541	2:04.602	179
7	28.207	33.518	22.154	32.426	1:56.305	172	4	29.930	35.059	<u>23.039</u>	34.055	2:02.083	171
8					2:06.633		5	30.311	<u>34.909</u>	23.123	34.230	2:02.573	170
<b>64 Ashley ARMITT (NSW) (35th)</b>							6	29.497	34.997	23.253	<u>33.830</u>	<u>2:01.577</u>	172
1	30.542	35.582	23.681	34.794	2:04.599	178	7	<u>28.961</u>	35.299	23.233	34.349	2:01.842	174
2	29.464	35.066	23.030	<u>33.095</u>	2:00.655	175	<b>81 Matthew CARTELLONE (QLD) (DNQ)</b>						
3	29.178	35.324	22.831	33.854	2:01.187	183	1	30.233	36.274	24.191	34.757	2:05.455	174
4	29.208	34.821	22.873	33.361	2:00.263	170	2	30.451	35.919	23.803	34.662	2:04.835	170
5	28.710	34.921	23.159	34.037	2:00.827	177	3	30.593	36.517	23.828	34.729	2:05.667	171
6	<u>28.480</u>	34.589	22.787	33.517	1:59.373	174	4	30.997	36.198	23.889	35.039	2:06.123	164
7	28.663	<u>34.560</u>	<u>22.710</u>	33.316	<u>1:59.249</u>	174	5	30.567	35.925	23.684	<u>34.185</u>	2:04.361	167
<b>65 Jonah SITA (WA) (28th)</b>							6	<u>30.229</u>	35.954	23.679	34.326	<u>2:04.188</u>	172
1	28.859	35.422	22.761	33.133	2:00.175	175	7	30.299	<u>35.508</u>	<u>23.664</u>	34.914	2:04.385	170
2	<u>28.017</u>	33.536	22.362	<u>32.246</u>	<u>1:56.161</u>	180	<b>85 Ty LYNCH (SA) (23th)</b>						
3	28.449	33.915	22.257	32.713	1:57.334	177	1					1:57.128	
4	28.405	34.702	23.355	33.348	1:59.810	173	2					1:57.654	
5	28.770	<u>33.007</u>	<u>22.102</u>	32.432	1:56.311	171	3					<u>1:55.231</u>	
<b>69 Mark ROGERS (QLD) (36th)</b>							4					2:27.890	
1	30.043	35.450	23.368	<u>33.593</u>	2:02.454	173	5					1:58.195	
2	<u>28.580</u>	<u>34.507</u>	23.027	34.104	<u>2:00.218</u>	175	6					1:57.893	
							7					1:57.604	

*Scott Laing*  
 Chief Time Keeper - Scott Laing


*Tom Williams*  
 Clerk of Course - Tom Williams



Computime Race Timing Systems Pty Ltd © 1996  
 Licensed to Computime Race Timing Systems  
**COMPUTIME RACE TIMING SYSTEMS PTY LTD**  
**www.computime.com.au**

9 Timber Lane, Glen Waverley Vic 3150. Ph: 0418 17 13 17

E-mail: scott@computime.com.au





# SUPPORT CLASS RESULTS

## AUSTRALIAN SUPERSPORT 300

### Qualifying

Date: 24/02/17  
 Event: Q04  
 Weather: Cloudy - Temp: 19.1C  
 Track: Dry - Temp: 29.8C

Started at: 17:20:00  
 Laps: 15 Min  
 Starters: 45  
 Printed at: 17:45

### PROVISIONAL SPLIT TIMES

Lap	Split 1	Split 2	Split 3	Split 4	Lap Time	Spd	Lap	Split 1	Split 2	Split 3	Split 4	Lap Time	Spd
<b>86 Oliver BAYLISS (QLD) (8th)</b>							3	<b>26.784</b>	32.736	<b>21.320</b>	<b>31.428</b>	<b>1:52.268</b>	179
1	27.513	33.166	21.730	31.933	1:54.342	187	4	27.816	34.002	21.983	32.134	1:55.935	173
2	32.851	34.247	21.871	31.888	2:00.857	179	5	28.384	33.231	21.825	31.834	1:55.274	172
3	27.409	33.238	21.932	31.863	1:54.442	181	6	27.183	32.555	21.862	31.657	1:53.257	177
4	27.823	32.618	21.572	31.525	1:53.538	175	7	27.317	<b>32.472</b>	21.667	32.013	1:53.469	176
5	27.668	<b>32.349</b>	21.553	<b>30.780</b>	<b>1:52.350</b>	179	<b>97 Peter NERLICH (VIC) (32th)</b>						
6	<b>27.119</b>	32.523	<b>21.430</b>	31.580	1:52.652	188	1	28.760	34.453	22.656	33.621	1:59.490	177
7	27.467	32.377	21.653	31.497	1:52.994	181	2	29.663	34.425	22.589	33.146	1:59.823	174
8	27.578	32.818	21.581	31.583	1:53.560	179	3	<b>27.607</b>	34.374	23.015	32.361	1:57.357	185
<b>87 Zac LEVY (QLD) (3rd)</b>							4	28.168	<b>33.702</b>	<b>22.313</b>	33.462	1:57.645	182
1	28.475	33.162	21.743	31.679	1:55.059	172	5	28.303	<b>33.747</b>	22.471	<b>32.303</b>	<b>1:56.824</b>	178
2	27.621	32.533	21.615	31.337	1:53.106	174	6	28.624	33.880	22.317	32.726	1:57.547	176
3	27.401	32.243	21.405	31.301	1:52.350	176	7	28.793	34.921	23.265	33.050	2:00.029	173
4	27.336	32.264	21.421	31.256	1:52.277	175	<b>99 Tyler FERRARI (VIC) (19th)</b>						
5	27.373	32.141	21.551	31.108	1:52.173	176	1	28.534	34.474	22.878	32.233	1:58.119	179
6	<b>27.223</b>	32.289	21.412	31.266	1:52.190	178	2	29.553	34.670	22.558	32.445	1:59.226	185
7	27.274	<b>32.128</b>	21.551	31.162	1:52.115	177	3	27.924	34.269	22.322	32.033	1:56.548	184
8	27.291	32.147	<b>21.379</b>	<b>31.045</b>	<b>1:51.862</b>	175	4	28.369	33.933	22.530	32.584	1:57.416	182
<b>88 Luke SANDERS (VIC) (21th)</b>							5	28.188	33.943	22.448	32.675	1:57.254	178
1	28.270	34.607	22.403	32.038	1:57.318	184	6	28.596	33.499	22.236	32.688	1:57.019	176
2	28.071	33.791	22.333	32.330	1:56.525	181	7	28.047	<b>33.385</b>	<b>22.055</b>	31.945	1:55.432	172
3	28.292	34.011	22.143	32.274	1:56.720	177	8	<b>27.479</b>	33.562	22.236	<b>31.607</b>	<b>1:54.884</b>	181
4	<b>27.723</b>	33.479	22.074	32.266	1:55.542	178	<b>117 Zane FORD (NSW) (15th)</b>						
5	28.121	33.503	<b>21.920</b>	32.196	1:55.740	178	1	29.604	34.663	22.863	32.685	1:59.815	183
6	27.983	33.446	22.209	32.362	1:56.000	180	2	28.278	33.961	22.065	31.901	1:56.205	180
7	28.314	<b>33.002</b>	21.941	<b>31.745</b>	<b>1:55.002</b>	177	3	27.747	34.355	22.059	32.080	1:56.241	180
8	28.032	33.252	22.203	31.920	1:55.407	184	4	27.588	33.959	22.322	31.780	1:55.649	184
<b>92 Julie KLINKER (NSW) (DNQ)</b>							5	27.476	<b>32.814</b>	<b>21.413</b>	<b>31.694</b>	<b>1:53.397</b>	184
1	31.556	37.956	24.752	35.918	2:10.182	170	6	<b>27.213</b>	33.180	22.158	32.445	1:54.996	187
2	31.824	37.384	24.263	35.857	2:09.328	182	7	28.263	33.304	22.005	32.096	1:55.668	176
3	30.706	36.728	24.241	35.820	2:07.495	181	8	27.311	32.991	21.875	32.673	1:54.850	182
4	31.016	<b>36.502</b>	24.089	<b>35.293</b>	2:06.900	175	<b>133 Grace POUTCH (VIC) (29th)</b>						
5	<b>30.598</b>	36.527	<b>24.038</b>	35.430	<b>2:06.593</b>	176	1	28.962	34.660	22.503	32.603	1:58.728	179
6	30.693	36.571	24.200	36.239	2:07.703	175	2	28.245	34.498	22.639	<b>32.326</b>	1:57.708	182
7	31.245	36.766	24.339	35.513	2:07.863	174	3	27.891	35.093	22.207	33.270	1:58.461	184
<b>93 Drew SELLS (VIC) (7th)</b>							4	28.229	34.150	<b>21.973</b>	33.334	1:57.686	176
1	29.978	34.448	21.964	32.270	1:58.660	180	5	27.642	33.988	22.361	32.904	1:56.895	182
2	27.267	52.175	22.160	32.057	2:13.659	181	6	27.831	<b>33.545</b>	22.616	32.564	<b>1:56.556</b>	179

*Scott Laing*  
 Chief Time Keeper - Scott Laing


*Tom Williams*  
 Clerk of Course - Tom Williams



Computime Race Timing Systems Pty Ltd © 1996  
 Licensed to Computime Race Timing Systems  
**COMPUTIME RACE TIMING SYSTEMS PTY LTD**  
**www.computime.com.au**

9 Timber Lane, Glen Waverley Vic 3150. Ph: 0418 17 13 17

E-mail: scott@computime.com.au







# SUPPORT CLASS RESULTS

## AUSTRALIAN SUPERSPORT 300

### Qualifying

Date: 24/02/17  
 Event: Q04  
 Weather: Cloudy - Temp: 19.1C  
 Track: Dry - Temp: 29.8C

Started at: 17:20:00  
 Laps: 15 Min  
 Starters: 45  
 Printed at: 17:45

### PROVISIONAL SPLIT TIMES

Lap	Split 1	Split 2	Split 3	Split 4	Lap Time	Spd	Lap	Split 1	Split 2	Split 3	Split 4	Lap Time	Spd	
7	<u>27.363</u>	33.780	22.658	32.822	1:56.623	183	355	<b>Laura BROWN (NSW) (5th)</b>						
							1	31.339	34.157	22.286	31.430	1:59.212	162	
							2	28.985	34.471	22.840	31.677	1:57.973	183	
<b>151</b>	<b>Locky TAYLOR (QLD) (20th)</b>							3	28.736	34.235	21.588	31.209	1:55.768	187
1	28.970	33.812	22.331	31.801	1:56.914	188	4	27.535	32.439	21.536	31.059	1:52.569	189	
2	29.459	37.270	22.637	31.915	2:01.281	181	5	27.556	<u>32.178</u>	21.538	31.124	1:52.396	188	
3	<u>27.786</u>	38.647	23.336	32.805	2:02.574	185	6	27.767	33.235	21.465	30.918	1:53.385	187	
4	28.285	<u>33.107</u>	<u>21.763</u>	32.203	1:55.358	177	7	<u>27.345</u>	32.434	<u>21.455</u>	30.972	<u>1:52.206</u>	188	
5	27.974	33.274	21.960	31.754	<u>1:54.962</u>	184	8	27.418	32.304	21.619	<u>30.873</u>	1:52.214	188	
6	28.401	33.227	22.012	<u>31.494</u>	1:55.134	180								
7	28.498	42.932	22.433	32.577	2:06.440	181								
							360	<b>Lewis WRIGHT (QLD) (26th)</b>						
							1	28.904	34.413	22.748	32.952	1:59.017	183	
<b>333</b>	<b>Yannis SHAW (NSW) (18th)</b>							2	28.219	33.878	22.646	32.448	1:57.191	183
1	34.633	34.064	22.301	32.438	2:03.436 P		3	<u>27.724</u>	35.074	22.438	32.963	1:58.199	188	
2	28.212	33.629	22.022	32.053	1:55.916	175	4	28.527	33.453	<u>22.042</u>	32.659	1:56.681	179	
3	27.779	33.551	21.967	32.265	1:55.562	176	5	27.981	33.362	22.350	<u>32.249</u>	<u>1:55.942</u>	183	
4	27.707	<u>32.880</u>	22.172	32.491	1:55.250	175	6	28.104	<u>33.252</u>	22.275	32.440	1:56.071	179	
5	<u>27.499</u>	33.119	21.965	<u>32.028</u>	<u>1:54.611</u>	176	7	27.837	35.083	23.205	32.949	1:59.074	182	
6	27.808	33.178	22.103	33.336	1:56.425	181								
7	27.504	33.055	<u>21.878</u>	32.296	1:54.733	177								
							371	<b>Scott CHAPMAN (NSW) (DNQ)</b>						
<b>337</b>	<b>Gregory FARRELL (NSW) (38th)</b>							1	31.233	36.418	23.733	<u>34.414</u>	2:05.798	174
1	29.600	35.635	23.300	34.248	2:02.783	176	2	29.747	36.168	23.889	34.509	2:04.313	173	
2	29.512	35.072	<u>23.124</u>	34.098	2:01.806	171	3	<u>29.546</u>	35.956	<u>23.301</u>	34.841	2:03.644	176	
3	<u>29.428</u>	34.883	23.300	33.793	2:01.404	173	4	30.236	<u>35.221</u>	23.372	34.464	<u>2:03.293</u>	170	
4	29.649	34.755	23.481	34.178	2:02.063	169	5	30.111	37.227	23.553	34.822	2:05.713	169	
5	29.919	34.815	23.164	33.971	2:01.869	171	6	29.921	37.002	23.629	34.669	2:05.221	167	
6	29.574	<u>34.603</u>	23.161	33.850	<u>2:01.188</u>	172	7	30.405	36.133	23.520	34.870	2:04.928	167	
7	29.704	34.741	23.335	<u>33.644</u>	2:01.424	168								
							520	<b>Shelby TURNER (QLD) (39th)</b>						
<b>350</b>	<b>Peter AVERY (QLD) (40th)</b>							1	29.022	35.433	<u>22.880</u>	33.876	<u>2:01.211</u>	182
1	31.056	35.802	23.372	34.042	2:04.272	175	2	29.381	35.146	23.509	34.206	2:02.242	182	
2	30.123	36.154	23.482	35.214	2:04.973	173	3	29.335	35.075	23.248	34.196	2:01.854	179	
3	30.545	36.008	24.316	34.347	2:05.216	177	4	29.200	35.001	23.140	33.953	2:01.294	181	
4	30.990	35.134	23.033	33.982	2:03.139	166	5	29.376	35.564	23.336	33.884	2:02.160	180	
5	29.893	<u>34.756</u>	<u>22.978</u>	34.176	2:01.803	173	6	29.671	35.247	23.328	<u>33.497</u>	2:01.743	179	
6	29.583	35.195	23.120	33.938	2:01.836	176	7	<u>28.864</u>	<u>34.988</u>	23.355	34.709	2:01.916	178	
7	<u>29.451</u>	35.091	23.051	<u>33.652</u>	<u>2:01.245</u>	176								

\*\*\* NON-QUALIFIERS TO BE HELD AS RESERVES \*\*\*

The results are provisional until the end of the time limit for protests and appeals.

Chief Time Keeper - Scott Laing

Clerk of Course - Tom Williams



Computime Race Timing Systems Pty Ltd © 1996  
 Licensed to Computime Race Timing Systems

**COMPUTIME RACE TIMING SYSTEMS PTY LTD**  
[www.computime.com.au](http://www.computime.com.au)

9 Timber Lane, Glen Waverley Vic 3150. Ph: 0418 17 13 17

E-mail: [scott@computime.com.au](mailto:scott@computime.com.au)





# SUPPORT CLASS RESULTS

## AUSTRALIAN SUPERSPORT 300

### Qualifying

Date: 24/02/17  
 Event: Q04  
 Weather: Cloudy - Temp: 19.1C  
 Track: Dry - Temp: 29.8C

Started at: 17:20:00  
 Laps: 15 Min  
 Starters: 45  
 Printed at: 17:45


### PROVISIONAL FASTEST LAPS SEQUENCE

Race Time	No	Name	Machine	Fastest Lap	On Lap
3:05.116	71	Tom EDWARDS (NSW)	Kawasaki EX 300	1:53.961	1
4:57.900	71	Tom EDWARDS (NSW)	Kawasaki EX 300	1:52.784	2
6:50.296	71	Tom EDWARDS (NSW)	Kawasaki EX 300	1:52.396	3
6:54.779	87	Zac LEVY (QLD)	Yamaha R3 321	1:52.350	3
7:27.556	93	Drew SELLS (VIC)	Kawasaki EX 300	1:52.268	3
10:34.754	71	Tom EDWARDS (NSW)	Kawasaki EX 300	1:51.893	5
11:16.325	33	Reid BATTYE (NSW)	Kawasaki EX 300	1:51.724	5
14:59.696	33	Reid BATTYE (NSW)	Kawasaki EX 300	1:51.525	7

\*\*\* NON-QUALIFIERS TO BE HELD AS RESERVES \*\*\*

The results are provisional until the end of the time limit for protests and appeals.

  
 Chief Time Keeper - Scott Laing

  
 Clerk of Course - Tom Williams



Computime Race Timing Systems Pty Ltd © 1996  
 Licensed to Computime Race Timing Systems

**COMPUTIME RACE TIMING SYSTEMS PTY LTD**  
**www.computime.com.au**

9 Timber Lane, Glen Waverley Vic 3150. Ph: 0418 17 13 17

E-mail: scott@computime.com.au





# SUPPORT CLASS RESULTS

## AUSTRALIAN SUPERSPORT 300

### Qualifying

Date: 24/02/17  
 Event: Q04  
 Weather: Cloudy - Temp: 19.1C  
 Track: Dry - Temp: 29.8C

Started at: 17:20:00  
 Laps: 15 Min  
 Starters: 45  
 Printed at: 17:45

### PROVISIONAL BEST PARTIAL TIMES

Pos	Split 1		Split 2		Split 3		Split 4		LAP		
	Name	Time	Name	Time	Name	Time	Name	Time	Name	Ideal	Fastest
1	R. BATTYE	26.720	R. BATTYE	31.992	B. VAN EERDE	21.155	J. PASSFIELD	30.721	R. BATTYE	1:50.895	1:51.525
2	B. DEMMERY	26.766	Z. LEVY	32.128	R. BATTYE	21.168	O. BAYLISS	30.780	T. EDWARDS	1:51.447	1:51.707
3	D. SELLS	26.784	T. EDWARDS	32.169	B. DEMMERY	21.216	L. BROWN	30.873	J. PASSFIELD	1:51.590	1:52.070
4	T. EDWARDS	26.825	L. BROWN	32.178	T. EDWARDS	21.221	R. BATTYE	31.015	B. DEMMERY	1:51.645	1:52.264
5	B. VAN EERDE	27.016	H. FORD	32.226	D. SELLS	21.320	Z. LEVY	31.045	O. BAYLISS	1:51.678	1:52.350
6	J. MAHAFFY	27.026	S. NICHOLSON	32.269	J. PASSFIELD	21.331	B. DEMMERY	31.154	Z. LEVY	1:51.775	1:51.862
7	S. NICHOLSON	27.075	J. PASSFIELD	32.316	Z. LEVY	21.379	B. BRAMICH	31.167	L. BROWN	1:51.851	1:52.206
8	O. BAYLISS	27.119	O. BAYLISS	32.349	J. MAHAFFY	21.408	T. EDWARDS	31.232	D. SELLS	1:52.004	1:52.268
9	H. FORD	27.209	J. MAHAFFY	32.351	Z. FORD	21.413	C. BRIFFA	31.256	S. NICHOLSON	1:52.143	1:53.124
10	Z. FORD	27.213	D. SELLS	32.472	O. BAYLISS	21.430	H. FORD	31.259	B. VAN EERDE	1:52.172	1:52.389
11	J. PASSFIELD	27.222	B. DEMMERY	32.509	S. NICHOLSON	21.452	B. VAN EERDE	31.337	H. FORD	1:52.223	1:52.796
12	Z. LEVY	27.223	B. BRAMICH	32.524	L. BROWN	21.455	S. NICHOLSON	31.347	J. MAHAFFY	1:52.334	1:52.407
13	B. BRAMICH	27.248	C. BRIFFA	32.564	C. BRIFFA	21.461	D. SELLS	31.428	B. BRAMICH	1:52.432	1:53.067
14	Z. JOHNSON	27.321	B. VAN EERDE	32.664	B. BRAMICH	21.493	M. CROKER	31.448	C. BRIFFA	1:53.028	1:53.129
15	L. BROWN	27.345	M. CROKER	32.743	H. FORD	21.529	L. TAYLOR	31.494	Z. FORD	1:53.134	1:53.397
16	M. CROKER	27.347	Z. FORD	32.814	M. CROKER	21.600	Z. JOHNSON	31.547	M. CROKER	1:53.138	1:53.768
17	G. POUTCH	27.363	Z. JOHNSON	32.858	Z. JOHNSON	21.638	J. MAHAFFY	31.549	Z. JOHNSON	1:53.364	1:54.235
18	T. FERRARI	27.479	R. TAYLOR	32.876	J. BROOK	21.722	T. FERRARI	31.607	L. TAYLOR	1:54.150	1:54.962
19	Y. SHAW	27.499	Y. SHAW	32.880	L. TAYLOR	21.763	Z. FORD	31.694	Y. SHAW	1:54.285	1:54.611
20	B. PICKETT	27.600	L. SANDERS	33.002	Y. SHAW	21.878	L. SANDERS	31.745	L. SANDERS	1:54.390	1:55.002
21	P. NERLICH	27.607	J. SITA	33.007	T. BRAMICH	21.914	J. BROOK	31.878	T. FERRARI	1:54.526	1:54.884
22	M. FERRARI	27.677	L. TAYLOR	33.107	L. SANDERS	21.920	M. FERRARI	31.944	J. BROOK	1:54.889	1:56.701
23	L. SANDERS	27.723	B. PICKETT	33.227	G. POUTCH	21.973	N. CLAIR	31.995	M. FERRARI	1:55.063	1:55.063
24	L. WRIGHT	27.724	L. WRIGHT	33.252	B. PICKETT	21.979	Y. SHAW	32.028	B. PICKETT	1:55.107	1:56.042
25	C. BRIFFA	27.747	M. FERRARI	33.367	R. TAYLOR	22.007	K. PICKERING	32.048	G. POUTCH	1:55.207	1:56.556
26	L. TAYLOR	27.786	J. BROOK	33.369	L. WRIGHT	22.042	T. BRAMICH	32.070	L. WRIGHT	1:55.267	1:55.942
27	J. BROOK	27.920	T. FERRARI	33.385	T. FERRARI	22.055	J. SITA	32.246	R. TAYLOR	1:55.360	1:55.661
28	J. SITA	28.017	T. BRAMICH	33.406	M. FERRARI	22.075	L. WRIGHT	32.249	J. SITA	1:55.372	1:56.161
29	N. CLAIR	28.091	G. POUTCH	33.545	J. SITA	22.102	B. PICKETT	32.301	T. BRAMICH	1:55.575	1:55.575
30	R. TAYLOR	28.138	P. NERLICH	33.702	K. PICKERING	22.147	P. NERLICH	32.303	P. NERLICH	1:55.925	1:56.824
31	T. BRAMICH	28.185	N. CLAIR	33.960	P. NERLICH	22.313	G. POUTCH	32.326	K. PICKERING	1:56.610	1:57.102
32	K. PICKERING	28.377	B. HOCKING	34.031	N. CLAIR	22.593	R. TAYLOR	32.339	N. CLAIR	1:56.639	1:56.639
33	A. ARMITT	28.480	K. PICKERING	34.038	B. HOCKING	22.677	A. ARMITT	33.095	B. HOCKING	1:58.506	1:58.751
34	M. ROGERS	28.580	M. ROGERS	34.507	M. ROGERS	22.710	B. HOCKING	33.128	A. ARMITT	1:58.845	1:59.249
35	B. HOCKING	28.670	A. ARMITT	34.560	A. ARMITT	22.710	A. BARNES	33.394	M. ROGERS	1:59.390	2:00.218
36	A. BARNES	28.845	G. FARRELL	34.603	A. BARNES	22.853	S. TURNER	33.497	A. BARNES	2:00.011	2:00.465
37	S. TURNER	28.864	P. AVERY	34.756	S. TURNER	22.880	M. ROGERS	33.593	S. TURNER	2:00.229	2:01.211
38	S. JARVIS	28.961	S. JARVIS	34.909	P. AVERY	22.978	G. FARRELL	33.644	S. JARVIS	2:00.739	2:01.577
39	G. FARRELL	29.428	A. BARNES	34.919	S. JARVIS	23.039	P. AVERY	33.652	G. FARRELL	2:00.799	2:01.188
40	P. AVERY	29.451	S. TURNER	34.988	G. FARRELL	23.124	S. JARVIS	33.830	P. AVERY	2:00.837	2:01.245
41	S. CHAPMAN	29.546	J. ASGHARI	35.112	J. ASGHARI	23.281	J. ASGHARI	34.036	J. ASGHARI	2:02.258	2:02.964
42	J. ASGHARI	29.829	S. CHAPMAN	35.221	S. CHAPMAN	23.301	M. CARTELLON	34.185	S. CHAPMAN	2:02.482	2:03.293
43	M. CARTELLON	30.229	M. CARTELLON	35.508	M. CARTELLON	23.664	S. CHAPMAN	34.414	M. CARTELLON	2:03.586	2:04.188
44	J. KLINKER	30.598	J. KLINKER	36.502	J. KLINKER	24.038	J. KLINKER	35.293	J. KLINKER	2:06.431	2:06.593
45									T. LYNCH		1:55.231

*Scott Laing*  
 Chief Time Keeper - Scott Laing

*Tom Williams*  
 Clerk of Course - Tom Williams



Computime Race Timing Systems Pty Ltd © 1996  
 Licensed to Computime Race Timing Systems  
**COMPUTIME RACE TIMING SYSTEMS PTY LTD**  
**www.computime.com.au**

9 Timber Lane, Glen Waverley Vic 3150. Ph: 0418 17 13 17

E-mail: scott@computime.com.au





# SUPPORT CLASS RESULTS

## AUSTRALIAN SUPERSPORT 300

### Qualifying

Date: 24/02/17  
Event: Q04  
Weather: Cloudy - Temp: 19.1C  
Track: Dry - Temp: 29.8C

Started at: 17:20:00  
Laps: 15 Min  
Starters: 45  
Printed at: 17:45

### PROVISIONAL BEST PARTIAL TIMES

Pos	Split 1		Split 2		Split 3		Split 4		LAP	Ideal	Fastest
	Name	Time	Name	Time	Name	Time	Name	Time			

\*\*\* NON-QUALIFIERS TO BE HELD AS RESERVES \*\*\*

The results are provisional until the end of the time limit for protests and appeals.

*Scott Laing*

Chief Time Keeper - Scott Laing

*Tom Williams*

Clerk of Course - Tom Williams




Computime Race Timing Systems Pty Ltd © 1996  
Licensed to Computime Race Timing Systems

**COMPUTIME RACE TIMING SYSTEMS PTY LTD**  
**www.computime.com.au**

9 Timber Lane, Glen Waverley Vic 3150. Ph: 0418 17 13 17

E-mail: scott@computime.com.au





# SUPPORT CLASS RESULTS

## AUSTRALIAN SUPERSPORT 300

Date: 24/02/17  
 Event: Q04  
 Weather: Cloudy - Temp: 19.1C  
 Track: Dry - Temp: 29.8C

Started at: 17:20:00  
 Laps: 15 Min  
 Starters: 45  
 Printed at: 17:45

### PROVISIONAL GRID SHEET



1	33 R. BATTYE 1:51.525	2	71 T. EDWARDS 1:51.707	3	87 Z. LEVY 1:51.862
2	42 J. PASSFIELD 1:52.070	5	355 L. BROWN 1:52.206	6	1 B. DEMMERY 1:52.264
3	93 D. SELLS 1:52.268	8	86 O. BAYLISS 1:52.350	9	29 B. VAN EERDE 1:52.389
4	37 J. MAHAFFY 1:52.407	10	20 H. FORD 1:52.796	12	24 B. BRAMICH 1:53.067
5	39 S. NICHOLSON 1:53.124	14	23 C. BRIFFA 1:53.129	15	117 Z. FORD 1:53.397
6	41 M. CROKER 1:53.768	16	55 Z. JOHNSON 1:54.235	18	333 Y. SHAW 1:54.611
7	99 T. FERRARI 1:54.884	19	151 L. TAYLOR 1:54.962	21	88 L. SANDERS 1:55.002
8	61 M. FERRARI 1:55.063	22	85 T. LYNCH 1:55.231	24	44 T. BRAMICH 1:55.575
9	52 R. TAYLOR 1:55.661	25	360 L. WRIGHT 1:55.942	27	15 B. PICKETT 1:56.042
10	65 J. SITA 1:56.161	28	133 G. POUTCH 1:56.556	30	18 N. CLAIR 1:56.639

*Scott Laing*  
 Chief Time Keeper - Scott Laing

*Tom Williams*  
 Clerk of Course - Tom Williams



Computime Race Timing Systems Pty Ltd © 1996  
 Licensed to Computime Race Timing Systems  
**COMPUTIME RACE TIMING SYSTEMS PTY LTD**  
**www.computime.com.au**

9 Timber Lane, Glen Waverley Vic 3150. Ph: 0418 17 13 17

E-mail: scott@computime.com.au





# SUPPORT CLASS RESULTS

## AUSTRALIAN SUPERSPORT 300

Date: 24/02/17  
Event: Q04  
Weather: Cloudy - Temp: 19.1C  
Track: Dry - Temp: 29.8C

Started at: 17:20:00  
Laps: 15 Min  
Starters: 45  
Printed at: 17:45

### PROVISIONAL GRID SHEET

11	21	J. BROOK 1:56.701	97	P. NERLICH 1:56.824	22	K. PICKERING 1:57.102
12	34	B. HOCKING 1:58.751	64	A. ARMITT 1:59.249	69	M. ROGERS 2:00.218
13	51	A. BARNES 2:00.465	337	G. FARRELL 2:01.188	520	S. TURNER 2:01.211
14	350	P. AVERY 2:01.245	72	S. JARVIS 2:01.577	18A	J. ASGHARI 2:02.964

\*\*\* NON-QUALIFIERS TO BE HELD AS RESERVES \*\*\*

The results are provisional until the end of the time limit for protests and appeals.

*Scott Laing*  
Chief Time Keeper - Scott Laing

*Tom Williams*  
Clerk of Course - Tom Williams



Computime Race Timing Systems Pty Ltd © 1996  
Licensed to Computime Race Timing Systems  
**COMPUTIME RACE TIMING SYSTEMS PTY LTD**  
**www.computime.com.au**

9 Timber Lane, Glen Waverley Vic 3150. Ph: 0418 17 13 17

E-mail: scott@computime.com.au

